

TYPICAL BAY ELEVATION  
1:20

TYPICAL BAY PLAN  
1:20

SECTION AA  
1:20

SECTION BB  
1:20

SECTION CC  
1:20

revision	drawn	approved	date	description

**Notes:**

To be read in conjunction with the following CDG drawings :

GA-A-L100-114 Floor Plans





GA-A-L702-711 Facade Details

GA-A-L720-723 Facade Detail Elevation

GA-A-L1000-1004 Window, Curtain Wall and External Door Schedules

Brickwork, GRC, Metal Rainscreen, Render, Curtain Wall, Window and Door Specification

KEY :

-  Compartment and cavity barriers by GRC cladding sub-contractor
-  Compartment and cavity barriers by brickwork cladding sub-contractor
-  Compartment and cavity barriers by aluminium rainscreen cladding sub-contractor
-  Compartment and cavity barriers by curtain walling sub-contractor

Note : All vertical and horizontal cavity barriers to be coordinated at junctions

PROJECT			CLIENT		
Broadway 2 Renfrew Street & Renfield Street, Glasgow			ES Renfield Ltd		
CONTRACT			STATUS		
Fire Barrier Responsibility Matrix			FOR INFORMATION		
SCALE	SIZE	DATE	NORTH		
1:20	A1	12.06.2019			
DRAWING NO.			REVISION		
DRAWN	CHECKED	APPROVED	JOB NO.	DRAWING NO.	REVISION
CS	MK	BM	B17-1796	GA-A-1 724	-

**CONSARC DESIGN GROUP**

THE GAS OFFICE 4 CROMAC QUAY ORMEAU ROAD BELFAST BT7 2JD  
cromac-design.co.uk TEL +44 (0)28 9082 8400 mail@cromac-design.co.uk

Figured dimensions to be taken in preference to scaled dimensions. Site dimensions are to be checked prior to commencement of all work and discrepancies reported immediately. DO NOT SCALE THIS DRAWING. All dimensions are in millimetres. © Consarc Design Group Ltd